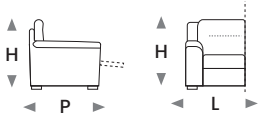


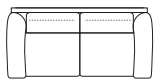
modello **KATIA**



HS 46 - PS 52 - LB 24

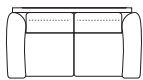
L lunghezza - H altezza - P profondità
 HS altezza seduta - PS profondità seduta - LB larghezza braccio

3 POSTI



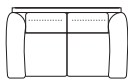
L 202 - H 100 - P 97

2 POSTI MAXI



L 184 - H 100 - P 97

2 POSTI



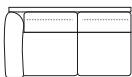
L 168 - H 100 - P 97

POLTRONA



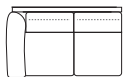
L 108 - H 100 - P 97

3 POSTI 1 BR



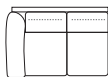
L 178 - H 100 - P 97

2 POSTI MAXI 1 BR



L 160 - H 100 - P 97

2 POSTI 1 BR



L 144 - H 100 - P 97

POLTRONA 1 BR



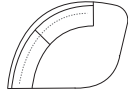
L 92 - H 100 - P 97

ANGOLO TONDO



L 115 - H 100 - P 115

ANG. TERMINALE



L 140 - H 100 - P 140

POLT. SBR



L 68 - H 100 - P 97

3 POSTI 2 RCL



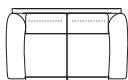
L 202 - H 100 - P 115

2 POSTI MAXI 2 RCL



L 184 - H 100 - P 115

2 POSTI 2 RCL



L 168 - H 100 - P 115

POLTRONA RCL



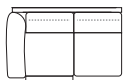
L 108 - H 100 - P 115

3 POSTI 1 BR RCL



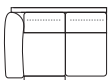
L 178 - H 100 - P 115

2 POSTI MAXI RCL



L 160 - H 100 - P 115

2 POSTI 1 BR RCL



L 144 - H 100 - P 115

POLT. 1 BR RCL



L 92 - H 100 - P 115

POUFF



L 121 - H 46 - P 70